

OFFICE USE ONLY - DO NOT WRITE OR MAKE ANY MARK ABOVE THIS LINE

Cambridge Assessment English

Candidate Name: Sarada Thathasara

Centre Name: _____

Examination Title: _____

Candidate Signature: _____

Candidate Number:

--	--	--	--

Centre Number:

--	--

Examination Details: _____

Assessment Date: _____

Supervisor: If the candidate is ABSENT or has WITHDRAWN shade here

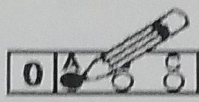
Key for Schools Reading and Writing Candidate Answer Sheet

Instructions

Use a PENCIL (B or HB).
Rub out any answer you want to change with an eraser.

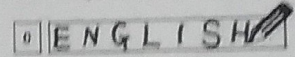
For Parts 1, 2, 3 and 4:

Mark ONE letter for each answer.
For example: If you think A is the right answer to the question, mark your answer sheet like this:



For Part 5:

Write your answers clearly in the spaces next to the numbers (25 to 30) like this:



Write your answers in CAPITAL LETTERS.

Part 1			
	A	B	C
1	<input type="radio"/>	<input type="radio"/>	<input checked="" type="radio"/>
2	<input type="radio"/>	<input type="radio"/>	<input checked="" type="radio"/>
3	<input checked="" type="radio"/>	<input type="radio"/>	<input type="radio"/>
4	<input checked="" type="radio"/>	<input type="radio"/>	<input type="radio"/>
5	<input type="radio"/>	<input checked="" type="radio"/>	<input type="radio"/>
6	<input type="radio"/>	<input type="radio"/>	<input checked="" type="radio"/>

Part 2			
	A	B	C
7	<input type="radio"/>	<input type="radio"/>	<input checked="" type="radio"/>
8	<input type="radio"/>	<input checked="" type="radio"/>	<input type="radio"/>
9	<input checked="" type="radio"/>	<input type="radio"/>	<input type="radio"/>
10	<input type="radio"/>	<input type="radio"/>	<input checked="" type="radio"/>
11	<input checked="" type="radio"/>	<input type="radio"/>	<input type="radio"/>
12	<input type="radio"/>	<input checked="" type="radio"/>	<input type="radio"/>
13	<input type="radio"/>	<input checked="" type="radio"/>	<input type="radio"/>

Part 3			
	A	B	C
14	<input checked="" type="radio"/>	<input type="radio"/>	<input type="radio"/>
15	<input type="radio"/>	<input type="radio"/>	<input checked="" type="radio"/>
16	<input type="radio"/>	<input checked="" type="radio"/>	<input type="radio"/>
17	<input type="radio"/>	<input type="radio"/>	<input checked="" type="radio"/>
18	<input checked="" type="radio"/>	<input type="radio"/>	<input type="radio"/>

Part 4			
	A	B	C
19	<input checked="" type="radio"/>	<input type="radio"/>	<input type="radio"/>
20	<input type="radio"/>	<input checked="" type="radio"/>	<input type="radio"/>
21	<input type="radio"/>	<input type="radio"/>	<input checked="" type="radio"/>
22	<input checked="" type="radio"/>	<input type="radio"/>	<input type="radio"/>
23	<input checked="" type="radio"/>	<input type="radio"/>	<input type="radio"/>
24	<input type="radio"/>	<input type="radio"/>	<input checked="" type="radio"/>

Part 5	
25	<u>YOU</u>
26	<u>ON</u>
27	<u>AT</u>

Do not write below here	
25	1 0
	<input type="radio"/>
26	1 0
	<input type="radio"/>
27	1 0
	<input type="radio"/>

28	<u>TO</u>
29	<u>LET</u>
30	<u>Something</u>

Do not write below here	
28	1 0
	<input type="radio"/>
29	1 0
	<input type="radio"/>
30	1 0
	<input type="radio"/>

Continues over →

OFFICE USE ONLY - DO NOT WRITE OR MAKE ANY MARK BELOW THIS LINE

Draft



Part 6: Write your answer below.

Jane,

Hi! How are you? You know, I want to meet you for lunch this weekend. I have to discuss something with you.

So, I think ~~Sunday~~ we can meet on Sunday. Because we both are free on that day.

Let's meet at The Queen restaurant. It is a good place to have our lunch.

See you, bye

Seny

Examiner's use only

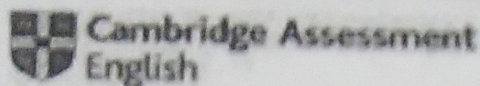
0	1	2	3	4	5
<input type="radio"/>	<input type="radio"/>	<input type="radio"/>	<input type="radio"/>	<input type="radio"/>	<input type="radio"/>

Part 7: Write your answer below.

One day Jane ~~packed~~ ^{packed} her bag to go on a trip. After that she went to the railway station by a taxi. But unfortunately there was big traffic. She waited there for couple of hours. After that she went to the railway station. But unfortunately, she missed her train. She was really sad.

Examiner's use only

0	1	2	3	4	5
<input type="radio"/>	<input type="radio"/>	<input type="radio"/>	<input type="radio"/>	<input type="radio"/>	<input type="radio"/>



Candidate Name: Senuda Thalysara

Centre Name:

Examination Title:

Candidate Signature:

Candidate Number:

Centre Number:

Examination Details:

Assessment Date:

Supervisor: If the candidate is ABSENT or has WITHDRAWN shade here

Key for Schools Listening Candidate Answer Sheet

Instructions

Use a PENCIL (B or HB).

Rub out any answer you want to change with an eraser.

For Parts 1, 3, 4 and 5:

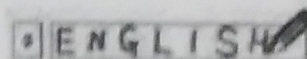
Mark ONE letter for each answer.

For example: If you think A is the right answer to the question, mark your answer sheet like this:



For Part 2:

Write your answers clearly in the spaces next to the numbers (6 to 10) like this:



Write your answers in CAPITAL LETTERS.

Part 1

1	A	B	C
	<input type="radio"/>	<input type="radio"/>	<input checked="" type="radio"/>
2	A	B	C
	<input type="radio"/>	<input type="radio"/>	<input checked="" type="radio"/>
3	A	B	C
	<input type="radio"/>	<input checked="" type="radio"/>	<input type="radio"/>
4	A	B	C
	<input checked="" type="radio"/>	<input type="radio"/>	<input type="radio"/>
5	A	B	C
	<input type="radio"/>	<input checked="" type="radio"/>	<input type="radio"/>

Part 2

6	<u>8.30 a.m</u>	6 1 0 <input type="radio"/> <input type="radio"/>
7	<u>6</u>	7 1 0 <input type="radio"/> <input type="radio"/>
8	<u>1</u>	8 1 0 <input type="radio"/> <input type="radio"/>
9	<u>free</u>	9 1 0 <input type="radio"/> <input type="radio"/>
10	<u>photo</u>	10 1 0 <input type="radio"/> <input type="radio"/>

Part 3

11	A	B	C
	<input checked="" type="radio"/>	<input type="radio"/>	<input type="radio"/>
12	A	B	C
	<input type="radio"/>	<input checked="" type="radio"/>	<input type="radio"/>
13	A	B	C
	<input type="radio"/>	<input checked="" type="radio"/>	<input type="radio"/>
14	A	B	C
	<input type="radio"/>	<input checked="" type="radio"/>	<input type="radio"/>
15	A	B	C
	<input type="radio"/>	<input type="radio"/>	<input checked="" type="radio"/>

Part 4

16	A	B	C
	<input type="radio"/>	<input checked="" type="radio"/>	<input type="radio"/>
17	A	B	C
	<input type="radio"/>	<input type="radio"/>	<input checked="" type="radio"/>
18	A	B	C
	<input checked="" type="radio"/>	<input type="radio"/>	<input type="radio"/>
19	A	B	C
	<input type="radio"/>	<input checked="" type="radio"/>	<input type="radio"/>
20	A	B	C
	<input type="radio"/>	<input type="radio"/>	<input checked="" type="radio"/>

Part 5

21	A	B	C	D	E	F	G	H
	<input type="radio"/>	<input type="radio"/>	<input type="radio"/>	<input type="radio"/>	<input type="radio"/>	<input type="radio"/>	<input type="radio"/>	<input checked="" type="radio"/>
22	A	B	C	D	E	F	G	H
	<input type="radio"/>	<input type="radio"/>	<input type="radio"/>	<input checked="" type="radio"/>	<input type="radio"/>	<input type="radio"/>	<input type="radio"/>	<input type="radio"/>
23	A	B	C	D	E	F	G	H
	<input checked="" type="radio"/>	<input type="radio"/>	<input type="radio"/>	<input type="radio"/>	<input type="radio"/>	<input type="radio"/>	<input type="radio"/>	<input type="radio"/>
24	A	B	C	D	E	F	G	H
	<input type="radio"/>	<input type="radio"/>	<input type="radio"/>	<input type="radio"/>	<input checked="" type="radio"/>	<input type="radio"/>	<input type="radio"/>	<input type="radio"/>
25	A	B	C	D	E	F	G	H
	<input type="radio"/>	<input type="radio"/>	<input type="radio"/>	<input type="radio"/>	<input type="radio"/>	<input checked="" type="radio"/>	<input type="radio"/>	<input type="radio"/>

